

HIGH YIELDS ARE IN SIGHT.



SEEDING
THE FUTURE
SINCE 1856



KWS SCOPE

Group 4 Winter Wheat
(Informer x KWS Kinetic)



- Highest yielding variety on the Recommended List
- Hard Group 4 feed wheat with new genetics for UK growers
- Ideal wheat for growers who like short and stiff types like Graham

KWS Scope brings new genetics to UK growers; the cross has German-bred wheat Informer as one of its parents. Informer was a very successful European wheat which was tall but clean and had bread-making potential. KWS Scope is a shorter, earlier Graham type wheat that is in trial in the UK and across Germany and Scandinavia.

In terms of yield potential, KWS Scope has delivered excellent yields, especially in 2023 & 2024 when it was one of the highest yielding wheat lines in NL2 trials (107% controls) in 2023 & 111% in 2024.

It's best performances to date have been observed in the AHDB West (111% controls) and North ([107%] controls) regions.

A medium-high tillering variety, KWS Scope is a short (89cm without PGR) and stiff variety which has a similar maturity to the nations favourite, KWS Dawsum. Disease ratings are positive across the board with a 7 for yellow rust and a 6.5 for *Septoria*. The variety also comes with the benefits of OWBM resistance.

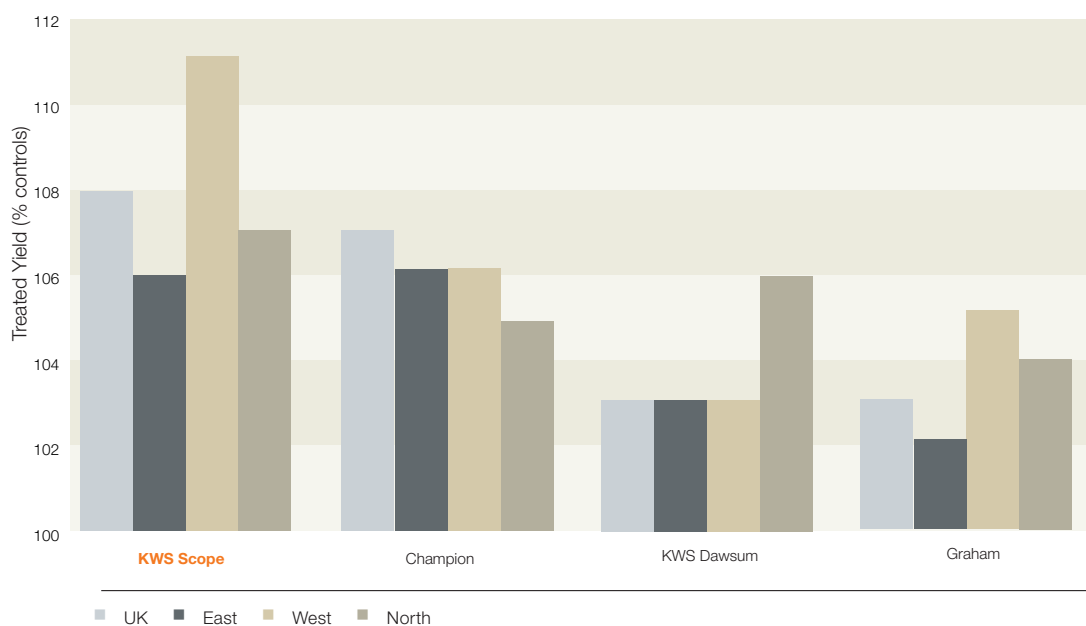


RECOMMENDED

KWS has all the characteristics growers need for a safe and secure harvest.

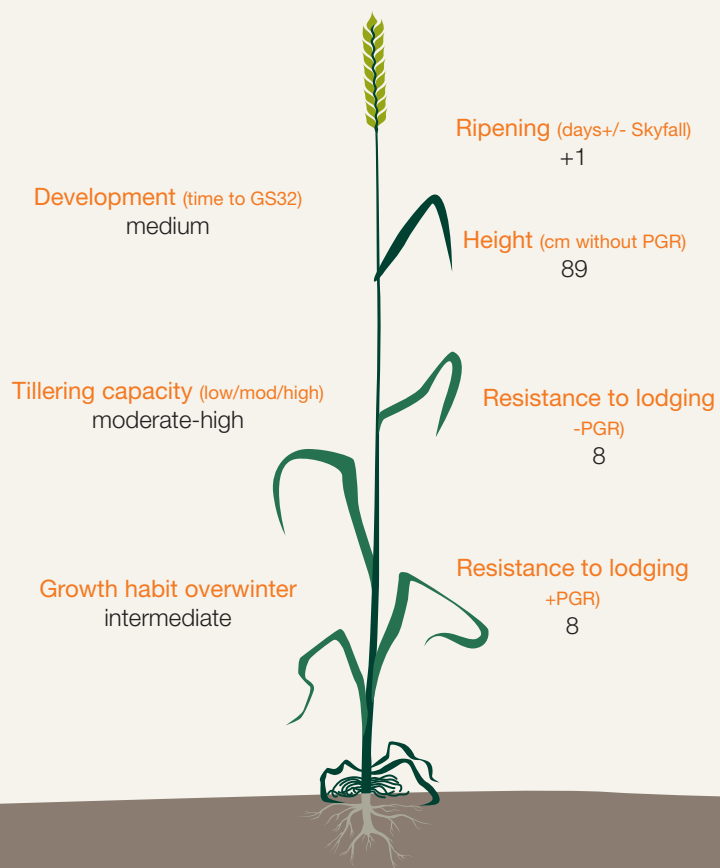
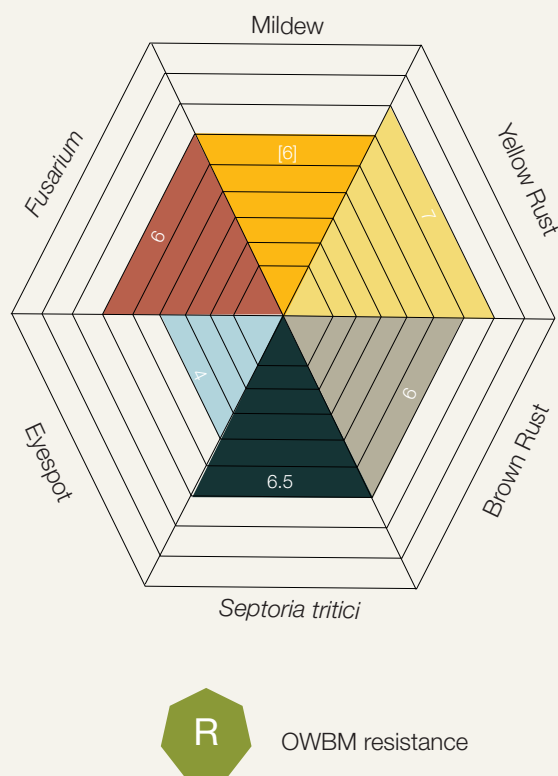


KWS SCOPE yield performance



Yield	% treated controls
UK	108
East	106
West	111
North	[107]
Untreated	85
2022	106
2023	107 [*]
2024	111

Disease resistance and agronomy of KWS SCOPE



KWS SCOPE end markets

KWS Scope is a classic hard feed barn filler and exceeds the intake requirements of the animal feed sector.

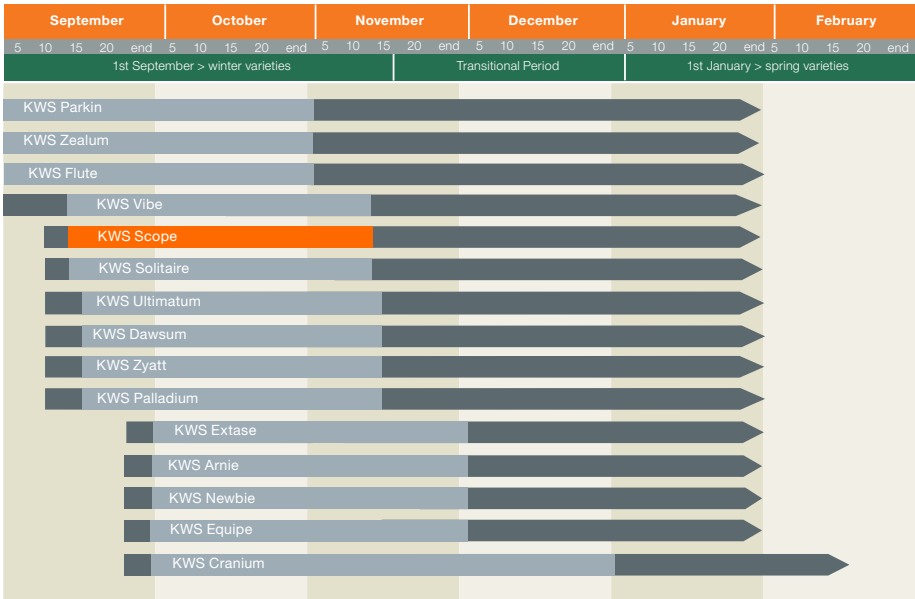


KWS Scope	
Grain Quality	
Protein content (%) - Milling	10.4
Hagberg Falling Number	247
Specific Weight (kg/hl)	78.9

KWS SCOPE - Sowing for Peak Performance

80% of your crop’s potential is locked in by the seed you buy and sow. While you can fine tune this with the correct nitrogen levels, using fungicides wisely to protect it from disease and paying attention to basic management principles, many attributes of your crop can’t be changed. Therefore, it pays for you and your agronomist to make proactive choices before ordering a variety.

To get peak performance from KWS Scope we recommend drilling in the following time window:



At KWS, we believe to get the best performance on your farm it is critical that when you choose your variety, you are using a wealth of data to tailor your choice for both your farm and individual field situation.

To learn more about Sowing for Peak Performance, scan the QR code or visit

bit.ly/3bRqCig



Seed Rates

	1st - 3rd week Sep	End Sep - Early Oct	Mid - Late Oct	Late Oct - Early Nov	Early Nov - Early Dec
Conditions					
Good Seed Bed	200 - 250	250 - 325	350 - 400	350 - 400	425 - 500
Bad Seed Bed	250 - 275	350 - 375	400 - 425	400 - 425	500+
Soil Type					
Light	250 - 275	275 - 350	350 - 375	350 - 375	425 - 475
Heavy	250 - 275	300 - 350	400 - 425	400 - 425	500+

Start sowing from:

Based on your location, we recommend sowing this wheat from a different date. The map to the right is divided into 4 regions, within each one is the recommended start date you could drill KWS Scope from.

